

November/December 2005

## Contents

Happy Holidays.....	1
From Jane.....	1
Office Closures.....	3
Two-Minute Games.....	4
T-Shirt Contest Winner.....	5
We've Got Your Back.....	6
Carnival of Beads.....	7
2006 Site Sale Tips.....	8
Candy Currency Program.....	9
Gingerbread Houses.....	10
Caroling Emblem.....	11
Snowshoeing.....	12
Winter Day Care Registration.....	13
Alumni Reunion Recap.....	14

# Holiday Greetings from the Camp Fire Staff

To all our members and friends throughout the Puget Sound area and around the world, the Camp Fire staff wishes you a joyous and peaceful Christmas, Winter Solstice, Diwali, month of Ramadan, Kwanzaa, Hanukkah, or any other special season.



As we celebrate together at this time of year, we wish you and your family the best of holidays and a happy and healthy New Year.

Wohelo,  
*Jane White Vulliet and The Staff of Camp Fire USA*

## Calendar

### November

- 11 ... Veterans Day- Offices and  
..... Resource Centers Closed
- 16 ... C.G.P.C. Meeting @ SBO
- 24-25 Thanksgiving Holiday- Offices and  
..... Resource Centers Closed
- 27 ... Camp Fire's Seahawk Blue Ribbon  
..... Partnership Game

### December

- 14 ... Annual Meeting  
..... Council Board Meeting
- 23-26 Christmas Holiday - Offices and  
..... Resource Centers Closed

## From Jane

**Good News All Around . . .**

### Little Stars -

We are proud to announce the addition of *Little Stars* to our Group Program.

"The *Little Stars* program is designed to excite and educate children on a wide range of topics before they enter kindergarten, generally children ages three to five." (From National *Program Talk* May 2005)



Parents have long been asking our staff for activities for preschoolers, so *Little Stars* is the answer. Clubs are forming in a variety of settings: child care, Community Family Clubs, cooperative preschools, etc.

"The *Little Stars* program was originally created by Oklahoma Green Country Council in Tulsa, Oklahoma, and then later obtained by Camp Fire USA National Headquarters in order to give all councils access to this valuable curriculum." (From National *Program Talk* May 2005)

The program projects serve as an age appropriate introduction to Camp Fire USA. Preschool children love stickers, so they will receive a sticker after participating in each meeting plan to place on their *Little Stars* recognition charts. The use of stickers allows children to receive instant recognition for their accomplishments.

Little Stars rounds out the age range of children we serve so well and lovingly.

**Continued on page 2**

**Continued from page 1****Three Prestigious Awards:****Catlin Henry - National Camp Fire Youth of the Year Award**

Catlin Henry has honored our council by being chosen to receive the National Camp Fire Youth of the Year Award. The Awards Banquet will be at the Camp Fire USA National Leadership Conference, October 29<sup>th</sup>. The National "Youth of the Year Award" recognizes a youth whose life exemplifies Camp Fire USA principles. Nominees must have been a Camp Fire participant for a minimum of five years and active in any of Camp Fire's nationally-recognized programs.

A graduate of West Seattle High School, and a freshman at Edmonds Community College this fall, Catlin has been an active participant in three Camp Fire programs: Group Program 13 years; Camp Sealth, as a camper, Counselor-in-Training, and Intern; and Day Camp, as a camper, Jr. Staff, and counselor at Carkeek II and Lincoln Park Day Camps.

Catlin was also a 2005 Wohelo Award recipient. Her advocacies included 1.) leading a community effort to restore the Camp Fire USA historic fire ring in Lincoln Park; 2.) educating young women about Fetal Alcohol Syndrome and the dangers of drinking during pregnancy; 3.) supporting Candy Fundraiser by helping CF members learn safety techniques, presentation skills, etc. – she sold 13,206 units in her many years as a CF member!

Congratulations Catlin – You go, Girl!!!!

**Susan Finneran – Wohelo Order**

Susan Finneran, beloved champion of our Council and national Camp Fire USA, has been recognized with a great honor. Please let me quote directly from the cc'd letter I received from Stewart Smith, CEO, Camp Fire USA:

*Dear Susan,*

*The awards committee has asked me to share with you that you will be admitted to the Wohelo Order at the 2005 Camp Fire USA National Leadership Conference.*

*The Wohelo Order is awarded to individuals who have given outstanding and continued service of true distinction as national volunteers. It is the highest leadership level achievement in the organization, and nobody is more deserving than you, Susan.*

*The award will be presented during the Awards Banquet on Saturday evening, October 29, 2005 (Kansas City)*

*I look forward to seeing you at the National leadership Conference!*

*Sincerely,  
Stewart*

Congratulations, Susan – we are so grateful for all your work on Camp Fire's behalf and so proud of you!

**Group Program Community Family Clubs – The Annie E. Casey Foundation Exemplary Practice Award**

Our Group Program Community Family Club model will be awarded one of three Annie E. Casey Foundation Exemplary Practice Awards at the

National Leadership Conference. As an award winner, CFCs will be featured in a video presentation and panel discussion at the conference.

From our national spokesperson: "The Annie E. Casey Foundation defines family strengthening as a deliberate process of giving parents the necessary opportunities, relationships, networks and supports to raise their children successfully, which includes involving parents as decision-makers in how their communities meet family needs." (Camp Fire National *Program Talk*, June 2005)

In the Central Puget Sound Council, each of our Community Family Clubs (CFCs) is very different in purpose and in demographic make-up, responding to the needs of the families and community it serves. Yet all provide opportunities for families to meet together, learn about available community resources, spend quality time with their children, perform service projects, and forge strong community bonds with their neighbors. Following are some wonderful examples:

1. One family, members of the Appian Way CFC who emigrated from India in 1994, credits their CFC with improving communication within their family. The mother told the Annie E. Casey Foundation interviewer, "My sons communicate better with each other. We spend time reading as a family and we even cook together. The Family Club has made us much closer."

2. An outpouring of service projects has resulted from the CFCs, ranging from the installation of bat boxes and educating the community about bat ecology, to cleanups of our Council's camps, to visiting elders in nursing homes, to caroling, to Spanish/English literacy activities, to fundraising for camp attendance. Recently, the Hmong/Lao CFC members made paper flowers and presented them to a Native American battered women's support group, which meets in the same location. Volunteers report that there was much hugging and tears flowed freely.

All in all, a few wonderful vignettes of how Camp Fire USA Central Puget Sound Council is working, every day, to support you, listen to you, and respond to you – the Camp Fire USA families and children.

Wishing you Happy Holidays as we enjoy the many traditions of the winter season.

**Jane**

Jane White Vulliet, CEO

## Office Closures



To help you reduce your stress level, please note the following dates that the Camp Fire Offices and stores will be closed.

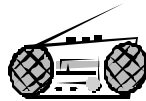
- November 24<sup>th</sup> - 25<sup>th</sup> for Thanksgiving
- December 23<sup>rd</sup> - 26<sup>th</sup> for Christmas
- **January 1<sup>st</sup>** in observance of New Year's Day

### Snow Time

On occasion, our community experiences severe weather, which makes driving hazardous or nearly impossible. Therefore, it is sometimes prudent for Camp Fire to go into a "snow time" mode. Camp Fire offices will be closed the same hours or days the school district has been delayed or closed, in which the office is located:

- Council/North Branch – Seattle Public Schools
- East Branch – Lake Washington Schools
- South Branch – Kent Schools
- West Branch – Bremerton Schools

So turn your radio on and check the news to be sure the office is open before you venture out.



## Office Hours for the Council Office Building



This is just a reminder that the hours at the Council Office building are **8 a.m. – Noon and 1 – 5 p.m.** The building is closed from Noon – 1 p.m., though someone is always in the building.

As you are aware many of the staff spend part of their time out in the community, so it is always wise to call ahead to ensure the person you want to see is in the office. We are here to serve you and would like to eliminate an unnecessary trip for you.

## Upcoming Events



**Seahawk Blue Ribbon Partnership Game** – Come sell programs for the Seahawks to raise money for Camp Fire programs. Stay to watch the Seahawks play against the New York Giants with a great view of the game in the bleachers reserved for the volunteers!

**Important Candy Fundraiser Dates** – Advance sales begin January 1<sup>st</sup>, 2006 with the Kick-Off Dinner on January 6<sup>th</sup>.

Advance sales end on January 21<sup>st</sup> and the official date for the Candy Fundraiser to begin will be on the 27<sup>th</sup>.

Join us for the Council Mega Candy Site Sale. Get a jump-start on your candy goal. On January 30<sup>th</sup> we will be at the Westlake Mall selling candy like crazy!

**Salute to Hospitalized Veterans** – Make cards for any holiday or occasion for hospitalized veterans to enjoy. Camp Fire will deliver them to the VA Hospital. Show those who have served in the Armed Forces that you care, and earn an emblem, too!

**YVC Mid-Winter Break Service Projects** – Keep your eyes peeled for fun Youth Volunteer Corps projects to keep you busy during Mid-Winter Break, February 21<sup>st</sup> – 24<sup>th</sup>. Get service hours for school, learn about important issues, meet new friends and feel good about giving back to your community.

**Camp-In at Pacific Science Center** – This year's Camp-In will be March 25<sup>th</sup> – 26<sup>th</sup>. Camp Fire usually receives the brochures in mid- to late-December, and will provide more information then, but mark your calendars now!


## Call to the Annual Meeting

The Annual Meeting of Camp Fire USA Central Puget Sound Council will be held Wednesday, December 14<sup>th</sup>, 2005 at 4 p.m. in the Camaraderie Room at the Council Office.

The election of offices, Members-at-Large, and Nominating Committee members will take place.

For questions call Carol Sorvig, 206 461 8550, ext. 222, or e-mail [carol-s@campfire-usa.org](mailto:carol-s@campfire-usa.org).

**David Kageyama**  
**Board Secretary**



# Two-Minute Time Fillers to Keep the Fun Quotient High (and Save Your Sanity)

## Physical Challenges and contests

- Stand on one foot
- Touch tongue to nose
- Taco tongue
- Staring contest – keep eye contact
- Cross eyes + one at a time?
- Pat head and rub stomach
- Curl up lip + Both sides separately?
- Tongue flip



## Guessing Games

- “I’m thinking of a number...” See who comes closest

- Don’t Be Greedy! Players stand and leader rolls a die. Each time it is rolled, kids add the number to the previous total, keeping a running score. Kids can sit down at any time during the game, accepting the total at that point as their final score. For example, if a player sits down after three rolls of the die showing 4, 6, and 1, he or she has a score of 11. The game continues until someone rolls a 2. The kids still standing lose ALL their points — because they’ve been greedy! The seated player(s) with the highest score wins.”

- Guess how long a minute is. Have to be quiet during that time. Practice makes perfect.
- Guess what I am - Ask yes/no questions to guess.

## Action Games


- Lines - Kids must arrange themselves in order without uttering a peep! For example, challenge them to silently sequence themselves according to height, alphabetically by last name, by birthday.
- Simon Says
- Group of 2 -4 acts out a letter of the alphabet that the leader calls out.

## Memory Games

- Alliteration - My name is Gloria and I love green grapes!” The next person in the circle says, “Her name is Gloria and she loves green grapes. I am Steven and I love silly stories.” Keep repeating beginning and add on next person.

## Puzzles

- Word or characteristic puzzles - I’m going on a trip and I’m going to take [something that meets some criterion]. You can also say, “I could take \_\_\_\_\_, but I couldn’t take \_\_\_\_\_.” Let kids fill in the blanks as they think they know the answer.
  - Color (grapes, leaves, Jennifer’s t-shirt, 7-Up can, etc. are all green)
  - All start with the same letter
  - Double letters (mittens, kangaroos, book, etc.)
  - Begin the next word with the last letter of the previous word. For example, pogo stick > kite > egg > grapefruit > figer > roller skates, etc.



## Marching


- All see if you can walk using the same foot at the same time
- Walk arms around shoulders, cross right leg in front of partner’s left, cross left leg in front of partner’s right. See if you can do it in a wide group.

## “Hawk” Programs and Watch a Seahawk Game

Over 70 enthusiastic Camp Fire USA volunteers “hawked” game day programs September 25<sup>th</sup> and raised \$23,000 for Camp Fire programs. The weather was sunny and the Seahawks won, contributing to a perfect day of football.

Camp Fire’s next Seahawk game is November 27<sup>th</sup> when the team plays the New York Giants and we are currently recruiting volunteers for this game. If you have not participated in this fun way to support Camp Fire USA, we encourage you to sign-up and give it a try.

A bonus this year is the ability to stay and watch the game in the bleachers reserved for volunteers. The seats have a great view of the field and let the volunteers enjoy the game when they are finished “hawking” programs.




To volunteer or for more information contact Lael Ross at 206 461 8550, ext. 234 or [laelr@campfire-usa.org](mailto:laelr@campfire-usa.org).

## Dental Health Bookmark Contest Canceled

The Alliance of the Washington State Dental Association will **not** be conducting its annual Dental Health Bookmark Contest this year, due to other projects they need to focus on. But don't fret - it will be back again next year!

Keep your eyes open for more information after August 2006. In the meantime, keep up your own dental health and hygiene, and be ready for next year's contest.



## 2006 Candy Fundraiser T-Shirt Contest Winner

The Candy Committee received entries for the 2006 Candy Fundraiser T-Shirt design from many youth.

After much discussion and thought, the committee selected a drawing created by Enely Shepherd from the East Branch for the 2006 Candy T-Shirt!



All the entries were fantastic and the committee really had a tough decision in picking the winning entry. We are very excited to have our Camp Fire youth design the candy T-shirt this year and are hoping this will become an annual tradition.

As soon as the shirt is printed, Enely will receive the first one off the press so she can proudly wear it for a picture that will appear in the next Wohelo. She will also receive \$25 in 2006 Candy Currency.

Congrats to Enely and thanks to all for entering.

*Kathy Neubecker*  
Product Sales and Merchandise Coordinator

## We Need Your Signature!

'Tis the season to renew your memberships. We know things can get crazy this time of year, but please remember to **sign the registration form**. Even if you don't owe money, your child is not registered in his or her group until we have a signed permission form from a parent or guardian.

Your signature gives us permission to do Camp Fire activities with your child at your normal meeting place. Signing up for camp or day camp is different, and does not give us your permission to have your child in the Group Program.

So please help us by signing your form.

We look forward to having your child in Camp Fire this year.



# Katrina Kids, We've Got Your Back

A girl-power push results in backpacks full of school supplies for young disaster victims.

By Ann Vogel, For *The Kitsap Sun*

Reprinted with permission

September 24, 2005

BREMERTON



The girls of Camp Fire Group 955 in Bremerton recently learned a lesson about how to move from feeling helpless, saddened and horrified by a natural disaster to feeling confident in knowing they alleviated others' suffering.

"It's all about now," said their leader, Ivaly Alexander. "It's about setting an example about the next step. That step is action, and the feeling that even if you're only a first- or second-grader, you can help."

The result is a pile of 26 backpacks, each stuffed with new school supplies and on their way to the hurricane-ravaged south.

"We wanted to help the children near the hurricane because their parents can't find school supplies," said Cora Brown, a second-grader. "Their parents are too busy finding a home."

The first one to come up with an idea was Lisa Massey, mom of Kendall, who had researched [www.dosomething.org](http://www.dosomething.org) and found a project called We've Got Your Back, Alexander said.

The project involved collecting backpacks and assorted school supplies, toiletries and small toys, then shipping them to a middle school in Houston that has taken in many of Katrina's victims and helped them enroll in area schools. The Houston middle-school children are distributing the backpacks.

After both Camp Fire USA and the Red Cross verified the legitimacy of the organization, the Camp Fire girls moved into high gear.

Then came a flurry of frustration and red tape. Alexander spent a day and a half asking area stores if the girls could staff a collection table at their entrances to solicit donations of school supplies, backpacks or checks to defray the cost of shipping the supplies to Houston. She was confronted and confounded by paperwork and by decisions that could only be made weeks later. "Our hopes of doing something now, with a September 26<sup>th</sup> deadline for shipping, were quickly dwindling," Alexander said.

And then, hope was restored by owners Mark and Patty Nesby and their management team at the Kitsap Way Red Apple.

When Toby Littman, one of the Camp Fire mothers, called the store, the response was, "How soon can you get here and how can we help?"

Just hours later, the girls embarked in a whirlwind of work, asking passersby and shoppers for donations.

"So many people said thanks to us for being there to help," said Tucker Alexander. "They wanted to help the Katrina kids, too, and so they were glad we were collecting things."

Red Apple customers flocked to the table with donations. Some walked past, then returned with boxes full of school supplies.

Also touched by the story was Stacey Ames, marketing director for the Kitsap Mall, Alexander said. "She had me fill out a short form, and then said, 'Get your girls together, get your signs, and we will provide a skirted table, chairs and a prime location inside the mall for you to collect whatever you can to help these citizens of our country.' "



Continued on page 7

## Continued from page 6

The girls raised \$380 at the mall during a benefit concert held for hurricane victims.

Safeway in Bremerton waived its fees to sort all the coins, and the UPS Store in Silverdale offered discounted shipping.

This week, during their regular meeting at the Alexander home in Bremerton, the girls formed an assembly line with the backpacks and six laundry baskets filled with school supplies, personal care items and lunch boxes.

The girls' backpacks will join 4,000 already received through the We've Got Your Back program. Of those, 2,500 have already been distributed. Hurricane Rita has temporarily moved the program's distribution point to Baton Rouge, and if the newest hurricane permanently displaces families, the program will distribute backpacks to those children, too.

Camp Fire girls who helped with the backpack drive are Bailey Littman-Morse, Tucker Alexander, Kendall Massey, Lizzy Basset, Cora Brown, Deon and Rayn Dibley, Athena Peerson, Alyssa Beach, Phoebe Russell and honorary member Pat Garrett, who was a Camp Fire girl in Bremerton during the 1930s.

**Editor's note:** We are pleased that the *Kitsap Sun* allowed us to report this article so all of us could learn of the giving spirit and effective service work of this Bremerton Camp Fire group. We're so proud of them!

# Calling All Carnival of Beads Volunteers

TEENS! Need service hours? We're on the lookout for volunteers who are interested in working with kids at Camp Fire USA's Carnival of Beads.

Carnival of Beads is a service project that older youth organize for Adventure kids. Fun-filled activities are planned in which the kids can earn beads. Our theme this year is "Under the Big Top."



It's happening on Saturday April 8<sup>th</sup>, 2006 at Camp Sealth. Volunteers have the option of spending the night on Friday, April 7<sup>th</sup> to help set up. It costs \$10 to spend the night in order to cover meal and cabin costs. We will be hosting a volunteer orientation where you will be able to meet other volunteers and learn about your assigned activity on Saturday, April 1<sup>st</sup> - no joke!

Thanks from the Shi I Ga Ti Camp Fire Group,  
*Sarah and Danielle Shoemake, Clare Lilliston, Cammie Wrspir, and Margo Card*

### Carnival of Beads 2006 Volunteer Registration Form

YES! I want to volunteer!

Name: \_\_\_\_\_ Phone: \_\_\_\_\_ E-mail: \_\_\_\_\_

Address: \_\_\_\_\_ City: \_\_\_\_\_ ZIP: \_\_\_\_\_

#### Please check all that apply:

- I am spending the night, Friday, April 7<sup>th</sup>.  
\$10 is enclosed, checks made payable to **Camp Fire USA**.
- I am not spending the night, but will arrive at  
Camp Sealth on Saturday morning.
- I am interested in helping out Friday night, but  
am not yet sure if I will be able to spend the night.  
Please contact me closer to the event.
- I will be present at the orientation on Saturday, April 1<sup>st</sup>.

Please send this form to:  
The Shoemakes  
**9235 Evanston Ave. N.**  
**Seattle, WA 98103**

E-mail any questions or  
comments to [shiigati@yahoo.com](mailto:shiigati@yahoo.com)

## Safe and Courteous Tips for Site Sales

1. **Be Courteous**
  - ✓ Respect the rights of the business and follow their guidelines.
  - ✓ Treat other Camp Fire members with respect.
  - ✓ Work out glitches in a positive manner. Remember...we are teaching our youth, Let's leave good memories of their time in Camp Fire.
2. **Be Organized**
  - ✓ Carry your Site Sale Permission Form with you when selling at a business.
  - ✓ Sell only during those times listed on your permission form.
  - ✓ Follow the guidelines the business indicated on your permission form.
3. **Be Visual**
  - ✓ Wear your uniform and Camp Fire colors. Camp Fire visibility increases candy sales.
4. **Be Legal**
  - ✓ Wear your candy ID button. This button identifies you as a licensed Candy Fundraiser participant.
5. **Be Responsible**
  - ✓ Make sure there is a reasonable amount of change in the change box. Too much change encourages theft.
  - ✓ Turn in money to your Candy Captain often.
6. **Be Aware**
  - ✓ Watch what is going on around you at all times.
  - ✓ Pick a neighborhood that is comfortable for you.
  - ✓ Have an adult with you when selling.
7. **Be Successful!**

## “Camp Fire USA – On the Wings of Success!”

On January 30<sup>th</sup>, 2006, we are taking advantage of an “In-Service Day” for Seattle Public Schools and secondary schools in the Highline area by having a Council Site Sale in Downtown Seattle.

We are hoping to have Camp Fire kids selling candy partnered with local radio personalities at as many downtown locations in a “challenge sale” - there will be more information on this event as it takes shape. Westlake Mall will be our site sale central. Volunteers and staff will be available from 10 a.m. to 3 p.m. to assist youth and their leaders and/or parents.

This is a GREAT opportunity to get a jump-start on your candy goal. Anyone who would like to participate in the Council Site Sale, please contact Kathy Neubecker at 206 461 8550, ext. 312 or at [kathy-n@campfire-usa.org](mailto:kathy-n@campfire-usa.org). Please remember that it is Camp Fire policy to not take a youth out of school to participate in events.



Let's all take flight and soar with “Camp Fire USA – On the Wings of Success!” to make the 2006 Candy Fundraiser a tremendous success!

## 2006 Candy Fundraiser - Change is in the Air!

Brown & Haley has made some significant product line changes this year. They will continue to produce Camp Fire Mints and Almond Caramel Clusters as they have for decades, but their main product line will now be Roca and Mountain Bar products. They have decided that they will no longer produce Zingos.

After much deliberation, the Candy Committee has decided to offer only three products this year. We will have our traditional Mints, the Almond Roca, and the Almond Caramel Clusters. We are all sorry to see the sugar-free Zingos leave our candy lineup as they are a sugar-free as well as a non-chocolate item.



We are confident that having our three most popular candy items available will ensure strong sales for the fundraiser.

*Kathy Neubecker*  
Product Sale and Merchandise Coordinator

# Camp Fire USA - On the Wings of Success!

## Got Candy Currency?

You could use your Candy Currency to go to camp, for a Camp Fire Group Program event, OR you could go to the movies, buy a book or CD, or even shop at the Mall! With your Candy Currency you can do it all!

Currency	Redeemed For
\$50	1 Mall Card for \$25
\$20	2 Movie Tickets for \$5 each
\$10	1 Baskin Robbins Gift Card for \$5

Example: \$80 in Currency could "buy"



Deadline for Gift Card redemption is April 30<sup>th</sup>, 2006.  
Candy Currency will still expire on December 31<sup>st</sup>, 2006.



American Express  
Gift Card  
Shop at Your Favorite Mall

# Gingerbread Houses



Once upon a time, there were two brothers named Grimm. They published a collection of German folktales in the early 1800's which are now known as "Grimm's Fairy Tales."

One of the popular stories is the tale of Hansel and Gretel who encounter a house made of gingerbread, marzipan, and other sweets. Unbeknownst to them, the house belongs to an evil witch.

Gingerbread houses have been known to be called *knusperhaeuschen* (little crispy house), *hexenhaeuschen* (little witch's house), and *lebkuchenhaus* (gingerbread house).

Making gingerbread houses is a fun and messy project that tastes delicious! Here is a "recipe" for making mini-gingerbread houses.

## Materials Needed

Cardboard covered in tinfoil (used as a base to build your house on.)  
Graham crackers  
Frosting for "glue"  
Pastry bag, or a zip-lock bag with a corner cut off to squeeze icing from  
Assorted candies for decorating

## Frosting Recipe

½ lb. confectioner's sugar                      ½ tsp. vanilla extract  
3 tbs. butter or margarine                      1 ½ - 2 tbs. milk  
Mix all ingredients together until smooth. Add more sugar if it's too runny.

## Mini-Gingerbread House

Put some icing into a pastry or zip-lock bag.  
"Build" the house by placing one graham cracker flat on the cardboard base and squeeze a little frosting around the edges. Place one cracker on each side standing up for the walls so that it looks like a box with no top.

You may want to let it stand for a short while to let the frosting harden a little if you plan on making an intricate roof for your house. Or you can have a flat roof – you are the architect!

For a V-shaped roof, squeeze some frosting on two facing walls and place two more crackers on top and let them lean in together. Glue along the top where the crackers join.

Now comes the fun part - with left over frosting you can cover the roof and the base to look like snow. Squeeze small amounts of frosting on candy and stick it on the house to decorate. You can use the frosting to add things like doors and windows. Just use your imagination.

If you want to do this project with younger children, you might want to make the house ahead of time and let the frosting harden. Then turn the kids loose to decorate with the candy.

Special Note: This craft is safe to eat, but if you would like to save your treasure for years to come you can use a spray varnish in a well ventilated area.



# Printmaking Ideas

Have fun and get ready for the National Art Project in April! Try out one or more of these printmaking ideas:

**Symmetrical Monoprints** – Fold plain paper in half. Put dots, drips, and dribbles of paint on one half of the page. Fold and rub so that the painted half prints onto the blank part of the paper. Open it up and see your "inkblot" monoprint, the symmetrical, reverse image of the original design. Add details with markers, if desired. Experiment with vertical, horizontal and diagonal folds.

**Tire Track Prints** – Tape a plastic tray to the table or use a dinner plate to hold a shallow amount of paint. Take "Hot Wheels" miniature cars or other small wheeled toys and "drive" them through the paint and then "drive" them onto plain paper to make tracks. Use a variety of toys and paint colors.

**Bubble Wrap Prints** – With sheets of bubble wrap packing material, first let the youth enjoy popping some of the bubbles. Then have them paint the others in various colors. When the bubble wrap is covered with paint in the desired design, lightly press blank paper onto the painted surface. Lift to reveal the print.

**Clay Prints** – Give each youth a fist sized, or smaller, ball of modeling clay. Have them flatten the ball into a disk about 1 inch thick. With craft sticks or a cuticle stick or skewer, carve a design into the flat surface. Dip the clay in paint or paint its surface, and then transfer the design onto paper. Experiment with positive and negative space based on how much of the clay has been carved away.



## 200 Service Hour Awards

**Danielle Shoemake**, a North Branch Wohelo Award Candidate and sophomore at Ingraham High School, has completed two hundred hours of service to her community. Volunteering with several church communities, feeding the homeless, participating in myriad Camp Fire USA events, and trick-or-treating for UNICEF, were just some of the many ways Danielle chose to serve.



Also a North Branch Wohelo Award Candidate and sophomore at Ingraham High

School, **Sarah Shoemake** completed two hundred hours of service to her community in a variety of ways. Participating in the Camp Fire USA Auctions, tirelessly "hawking" programs at Seahawk games, and mentoring younger Camp Fire groups were just some of the ways Sarah has given back to the Camp Fire community. Sarah has also volunteered in several churches, and fed the homeless.

## Hockey, Anyone?

Looking for a fun and exciting way to celebrate Camp Fire's 96<sup>th</sup> Birthday?

Well, here's your chance to celebrate with the Thunderbirds on Friday, March 17<sup>th</sup> as they take on Portland. These rival hockey teams are sure to make it a thrilling evening.



Tickets are \$10 and you will be seated in the family section. Watch for more information in the future issues of the *Wohelo*.

Questions? Call Crystal Renwick at 253 839 5817.

## Caroling Emblems for the Holidays

Is your group going out caroling this holiday season or participating in a caroling event? Maybe you're combining singing with service by "caroling for cans" to help the less fortunate, or by caroling at a retirement center.



To remember the fun you've shared, you may earn a Caroling Emblem.



You may earn it for each different caroling experience. If you already have the Caroling Emblem, or if you bring caroling joy to many people this season, you can earn the blue music note segments. "Jingle bells, jingle bells, jingle all the way . . ."

### To get you started...

Sea-Mar Community Care Center in South Park is looking for some volunteers to spend some time with their elderly residents. If you would like to brighten their holidays by helping out with activities or singing carols for them contact Krystle Lamphere at [krystleluv2001@hotmail.com](mailto:krystleluv2001@hotmail.com).

## Winter Service Projects with YVC

Do you know a youth looking for something fun to do this winter? Encourage them to participate in a Youth Volunteer Corps service project.



YVC service learning projects are open to any youth age 11-18, and are great opportunities to meet new friends, have fun and do meaningful service for the community.

This winter, YVC will be helping with holiday assistance programs, supporting food banks and shelters, and preparing to serve alongside other youth groups during January's MLK Day of Service.

Check out YVC's fantastic projects online at [www.campfire-usa.org/YVC/opportunities.htm](http://www.campfire-usa.org/YVC/opportunities.htm), and then print out a registration form from [www.campfire-usa.org/YVC/register.htm](http://www.campfire-usa.org/YVC/register.htm) to sign up.

Remember to send in your registration form A.S.A.P. because projects fill up quickly!

For more information contact Krista Hoffman at 206 461 8550, ext. 230 or e-mail [krista-h@campfire-usa.org](mailto:krista-h@campfire-usa.org).

## Snowshoeing

Snowshoeing has become more and more popular, and it's easy to see why. It can be an intense physical workout, or it can be a relaxing stroll in the snowy wilderness. Many trails your group likes to hike in the summer become excellent snowshoe routes in the winter.

Learning how to snowshoe is much easier than learning how to ski. If you can walk and you like to hike, you'll love snowshoeing! There are only a few techniques that you'll learn quickly, such as widening your stance to avoid stepping on the snowshoe frames, and going up and downhill gracefully. Snowshoes also offer much more control than skis or snowboards.

It's also much cheaper than skiing! Since you don't have to buy any lift tickets or passes, it will be much easier on your wallet. Most ski or sport shops can rent you snowshoes. All About Bike and Ski ([www.allaboutbikeandski.com](http://www.allaboutbikeandski.com)) in Seattle rents them out for as little as \$15 for one day.

Check out [www.experiencewashington.com](http://www.experiencewashington.com) for a list of great snowshoeing trails. Read up on some tips and techniques, so when the snow comes you won't have an excuse for not trying out this great sport.

### Snowshoeing tips

Don't step on one snowshoe with the other. Always keep the snowshoes as level as possible.

Don't bridge a snowshoe. Step directly on a log or rock and step over – or side step.

Keep snowshoes low when jumping or crossing a stream so the heels don't land first.

Using one or two ski poles may be helpful to maintain balance.

### Techniques

Herringbone – toes spread and heels together for climbing short slopes.

Sidestepping – climbing with the snowshoes parallel to the slope.

Traversing – snowshoeing across a slope.

Placed steps – apply weight to the snowshoe toe to make a step when climbing.

Kicked steps – in dense or crusty snow, use your toes to kicked in steps for climbing.

Glissading – when sliding downhill on snowshoes,

apply weight to the heels of the snowshoes to help. Keep the toes up – stand, or sit, and slide down.



## Oliver!

*Please, sir, may I have some more?* Charles Dickens' characters spring to life in this beloved tale of an orphan who wants more from life.

A fun show for the whole family, *Oliver!* features some talented young actors. The show runs from November 18<sup>th</sup> - December 18<sup>th</sup>.

For more information, visit [www.driftwoodplayers.com](http://www.driftwoodplayers.com).

## Thank you, Battelle Seattle Research Center

The Battelle Memorial Institute is a global science and technology enterprise that develops and commercializes technology and manages laboratories for customers. They have been big supporters of our Youth Volunteer Corps program for many years, and this year the YVC gratefully acknowledges the financial support of Battelle Seattle Research Center for its donation of \$2,000.



The staff of the Seattle branch of Battelle are committed to using their volunteer time and money to address hunger in our community. Their donation to YVC is instrumental in helping more youth become aware of this issue. By providing transportation and materials on projects, such as the Danny Woo Community Garden Project, Food Lifeline, and the Harvest for Humanity Project, Battelle not only helps Camp Fire and YVC, but also provides volunteer assistance for the agencies working to address this pressing need. What a great way for this generous organization to leverage their support.

Thank you, Battelle!

## Celebrate!!! Adult Weekend

The Adult Weekend Committee could not decide what special event to celebrate, so we are doing them all. Whether it is the big occasions in life, such as birthdays, weddings, or the smaller celebrations such as Have You Hugged A Tree Today, or another Camp Sealth favorite, Have You Kissed a Banana Slug Day.

Okay, perhaps we will not be kissing slugs.



Celebrations create magical memories, as does every visit with friends at Camp Sealth.

**Adult Weekend 2006 will be February 23<sup>rd</sup> – 26<sup>th</sup>.** Look for more information in future issues.

Olympic View Kids' Club & John Muir Kids' Corner

# Child Care for Winter Break 2005

**WEEK ONE: December 19<sup>th</sup>, 20<sup>th</sup>, 21<sup>st</sup>, and 22<sup>nd</sup>**  
**WEEK TWO: December 27<sup>th</sup>, 28<sup>th</sup>, 29<sup>th</sup>, 30<sup>th</sup>**

*Closed: December 23<sup>rd</sup>*  
*Closed: December 26<sup>th</sup>*

HOURS: 7 a.m. to 6 p.m.

FEE: \$90 Per Week\*

**Full payment is required when you sign up.** Advance registration is required so we can schedule staff, plan activities, and purchase supplies appropriate for the number of children attending. **Deadline is December 15<sup>th</sup>.** Sign-ups after the 15<sup>th</sup> will require the permission of the Site Director and will be approved only if space and staffing are available. After December 15<sup>th</sup> (one week prior to Winter Break), no Change of Program Forms will be accepted and you will be charged for the time for which you have registered. No refunds or credits will be given regardless of attendance.

There will be no pro-rating of fees for attendance of less than the full week. Per-week fees apply for each week regardless of how many days that week your child will attend. As usual, your regular monthly program fees for December are due on December 1<sup>st</sup>.

Please remember to send a sack lunch with your child every day! Avoid including items that need to be heated or refrigerated. Breakfast and an afternoon snack will be provided.

**\* If your child is currently attending both Before AND After School programs, the fee is \$80 for that child per week. HSD parents, your copay requirement may increase for Winter Break enrollment.**

## Winter Break 2005

OV

JM

Child(ren's) names: \_\_\_\_\_

\_\_\_\_\_

*WEEK 1: December 19<sup>th</sup>, 20<sup>th</sup>, 21<sup>st</sup>, and 22<sup>nd</sup>*  
*CLOSED FRIDAY, DECEMBER 23<sup>rd</sup>*

*WEEK 2: December 27<sup>th</sup>, 28<sup>th</sup>, 29<sup>th</sup> and 30<sup>th</sup>*  
*CLOSED MONDAY DECEMBER 26<sup>th</sup>*

### Regular Registration

# children \_\_\_\_\_ X  \$180 Both Weeks  \$90 Week 1  \$90 Week 2 = \$ \_\_\_\_\_

For children who attend BOTH Before and After School 5-day Programs:

# children \_\_\_\_\_ X  \$160 Both Weeks  \$80 Week 1  \$80 Week 2 = \$ \_\_\_\_\_

Check/ Money Order Enclosed  Bill VISA/MC # \_\_\_\_\_/\_\_\_\_\_/\_\_\_\_\_/\_\_\_\_\_ Exp: \_\_\_\_\_

Bill credit card on file (DO NOT check this box unless you have already signed a Credit Card Authorization Form!)

DSHS  HSD (Subsidy authorization is REQUIRED prior to attending.)

I have read the above Winter Break policy information and I agree to the terms as outlined.

➤ \_\_\_\_\_  
Parent/Guardian Signature **REQUIRED** Date

Camp Fire Programs are available to all people without regard to race, gender, creed, religion, national origin, sexual orientation, economic status, or mental or physical disabilities. If you use a TDD/TTY, you can call us through the Washington Relay Service at 800 833 6388. TeleBraille users, call 800 833 6385.

## Camp Fire Alumni Reunion a Huge Success

"Cherishing Camp Fire Together," the theme for the 2005 Alumni Reunion, was certainly modeled when over 100 Camp Fire alumni descended on Camp Sealth September 17<sup>th</sup> and 18<sup>th</sup>. Camp Fire traditions were woven into the weekend with a very successful service project on Saturday, filling hygiene kits for the Compass Center, to the traditional Council Fire and Dream Boat ceremony Saturday night.

Alumni were given a tour by Camp Fire USA CEO, Jane White Vulliet, of the renovation and construction projects made possible by the successful Capital Campaign, and they all gave a "thumbs-up" to the amazing renovation of Rounds Hall and the newly constructed environmental classroom building, Green Bird Cage.

Outstanding Alumni Service Awards were given to five deserving individuals: Ruth English, for her work on the Alumni Reunion Committee and promoting Camp Fire, Carol Gaskin, for years of volunteer work on the Eastside, Patty "PT" Dalrymple, for leading Camp Fire groups in Mountain Home, Idaho when the leaders are transferred by the military, Mary Lou Binns, for decades of volunteering at the Camp Fire office processing registration forms and archiving group records, and Colleen Boyd, for her work Co-Chairing the Alumni Reunion Committee and volunteer work parties at Camp Sealth.



The next Alumni Reunion will be held in September of 2007. We hope you'll mark your calendars and attend.

## Disney on Ice



Some of your favorite characters are going from underwater onto the ice. Disney on Ice presents *Finding Nemo* at Key Arena November 9<sup>th</sup> – 13<sup>th</sup>.

Opening night tickets cost only \$10, and the 11 a.m. show on November 11<sup>th</sup> is Kid's Day, which is another chance to see the show for only \$10!

Regular tickets are \$15 - \$23, but group rates are available. For groups of 10 or more save \$3 on each ticket!

For more information or to order tickets, call Megan Cifala at 206 272 2532, or e-mail her at [mcifala@sonics-storm.com](mailto:mcifala@sonics-storm.com).

## Seattle Center's Winterfest



This year, Seattle Center's Winterfest will be November 25<sup>th</sup> – January 2<sup>nd</sup>, 2006. This annual holiday tradition features five fun-filled weeks of holiday entertainment, ice skating, special events and more!

Visit [www.seattlecenter.com/events](http://www.seattlecenter.com/events) for more information.



**Camp Fire USA**  
CENTRAL PUGET SOUND COUNCIL

8511 15th Avenue NE  
Seattle, WA 98115-3199  
Telephone: 206 461 8550  
E-mail: [info@campfire-usa.org](mailto:info@campfire-usa.org)  
[www.campfire-usa.org](http://www.campfire-usa.org)  
Jane White Vulliet, CEO  
Ken Ng, Board President

*Camp Fire USA builds caring, confident youth and future leaders.*

*Camp Fire programs are available to all people without regard to race, gender, creed, religion, national origin, sexual orientation, economic status or mental or physical disabilities.*

Accommodations for special needs will be provided upon request whenever possible. Make arrangements at least two (2) weeks prior to the activity by calling the event coordinator listed or Karen Aoyama at 206 461 8550 or 800 451 CAMP ext. 319. TDD/TTY users may reach us through the Washington State Relay Service at 800 833 6388; TeleBraille users call 800 833 6385.

