

February 2005

Contents

Appian Way CFC Wins Awards ...	1
Catch the Chocolate Wave.....	2
Tsunami Disaster Relief.....	3
Recognize Outstanding Volunteers	4
Pacific Science Center	5
Inquiring Leader	6
Camp Fire Tradition Lives On.....	7
Seahawks Update	7
Fiber Art Field Trips	9
Camp Sealth News	10
Carnival of Beads	11
Future Camp Fire Fun	12

Calendar

February

12-13	Service Weekend @ Camp Sealth
16 ...	CGPC Meeting @ SBO
21 ...	Presidents' Day - Office and Program Resource Center Closed
21 ...	Candy Fundraiser Ends
21-25	YVC Mid-Winter Service Projects
25-27	Adult Weekend @ Camp Sealth

Appian Way Community Family Club Wins National Award

Congratulations to the Appian Way Community Family Club of Kent, which has been selected as one of seven winners of National Camp Fire USA's Families Count: Family Strengthening Awards, sponsored by the Annie E. Casey Foundation. A committee from Camp Fire USA National and the Annie E. Casey Foundation selected the club after nomination by our Council's staff.

Each award-winning club receives \$5,140 to continue support for field trips, supplies, and staffing and to expand community outreach. In addition, the council of each award-winning club receives \$6,855 to replicate the successful club in its community. The club also helps earn its way by participating in the Candy Fundraiser. In fact, last summer five members enjoyed a session at Camp Sealth, thanks to money they earned selling Camp Fire chocolates.

The Appian Way Community Family Club began through the collaborative efforts of our Council, Intercommunity Mercy Housing, and the South King County Community Network. Parents in this area were surveyed and reported that they wanted activities that would help them enhance their relationships with their children and help them meet other parents. Now in its third year, the club boasts a membership of 17 families and meets for dinner and fun once a month.

Their coordinator, Mary Olsen, explains, "One of the special focuses of this group has been to encourage appreciation of other cultures, since the membership is so diverse. Another has been to emphasize skills that will allow adaptation to American culture, without families feeling that they are losing their own cultural identities." The Club has enjoyed sharing holiday customs, playing traditional games, carving Halloween pumpkins, baking together, and sharing favorite family foods.

The Annie E. Casey Foundation is a Baltimore-based national philanthropy dedicated to helping build better futures for disadvantaged children and families in the United States. It was established in 1948 by Jim Casey, one of the founders of United Parcel Service, and his siblings, who named the Foundation in honor of their mother. For more information, visit www.aecf.org.



The Families Count: Family Strengthening Award will be awarded at Camp Fire USA's National Professional Development Conference, February 18th – 21st, in Lake Yale, Florida.

Again, congratulations, Appian Way Community Family Club!

“Catch The Chocolate Wave!”

As the Candy Fundraiser is nearing its end, I would like to encourage everyone to “keep selling” to earn “buckets” of Candy Currency so that you can “purchase” some of our great new gift card incentives. These are great new additions to our wonderful world of incentives.



As an example, for \$10 in Camp Fire Currency you could “buy” a \$5 Baskin-Robbins gift card. For \$30 in Camp Fire Currency you could “buy” a \$15 gift card from Borders or a \$10 Borders card plus a \$5 movie ticket and so on. The amount of card “purchased” will be ½ of the amount of currency used.

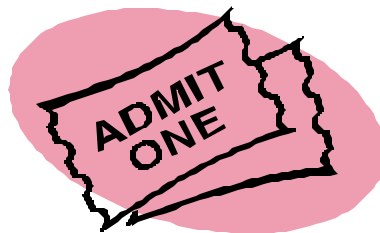
The gift cards we will offer are from the following companies in the amounts listed:

Baskin-Robbins	at \$5 each
Borders	beginning at \$5 each
Movie tickets	at \$5 each
Mall cards	beginning at \$25

The Candy Distributors will distribute information on the process of “purchasing” these gift cards when the Candy Currency is issued. The more Candy Currency you earn, the more you can “buy”.

I encourage everyone to make the best of these last weeks of the fundraiser and keep up the good work. You are truly a GREAT group and together we can make this a very successful Candy Fundraiser.

Kathy Neubecker,
Product Sale and Merchandise Coordinator



Financial Assistance for Camp/Day Camp

It's time to register for Camp Sealth and Day Camp. If your family or one you know is eligible for free or reduced lunch at school, consider applying for financial assistance for camp. Similarly, sudden unemployment or serious illness can overwhelm your family's finances. Please apply for financial assistance, if you need it, whether you receive food assistance or not, and encourage other families to do so.

Thanks to the generosity of our donors, Camp Fire can often provide need-based financial assistance to cover part or most of your child's/ children's camp tuition expenses. Youth members can also earn part of their camp tuition by their enthusiastic participation in the Candy Fundraiser. Children who do this value their camp experience greatly and take pride in knowing that they made a valuable contribution to a family expense.

Guidelines and application forms will be available by early February from the Council office and are available on our website under Forms. Many programs fill almost immediately, so **apply for financial assistance as early as possible**. Official application deadlines are April 30th for Camp Sealth and June 20th for Day Camp camperships.

Last year, through collaborations with other agencies and thanks to generous donors, Camp Fire funded over \$50,000 in camping experiences for young people. Don't let financial need keep your child or children from participating in these wonderful camping experiences.

If you are a family that wants to help make camp possible for a child in need, we would welcome your donation. Campership support means so much to the children who couldn't go to camp without it.



February Office Closures

All Camp Fire offices will be **closed on Monday, February 21st**, in honor of Presidents' Day. Otherwise the branch offices will be open Monday through Friday for your business. Just to be on the safe side, it is always wise to call ahead to be sure the person you want to see will be in. Many of our staff split their time between being in the office and out in the community. We look forward to serving you.

Tsunami Disaster Relief

Because Camp Fire youth and adults are action oriented, compassionate, and helpful, you may be wondering how your Camp Fire group or family can help aid those affected by the devastating tsunami in southern Asia. Most Camp Fire leaders know that Camp Fire members never raise money directly for other organizations, just as they may not campaign for specific political candidates or ballot positions while representing Camp Fire.

Camp Fire enthusiastically encourages members, however, to provide *work assistance* to help others raise money for a charitable cause. In other words, a Camp Fire group could make posters for their school's or temple's coin or toiletry drive, or wrap gifts at the Mall for a relief agency, or stand at the grocery store and hand out flyers to encourage people to learn about where to donate (Network for Good <http://www.networkforgood.org/> names many agencies and includes other useful information). A number of groups are selling Camp Fire candy specifically to donate part or all of their earnings to tsunami disaster relief. What a great service project!

A group can also decide to give part or their entire existing group treasury to the Red Cross, UNICEF, Oxfam, or to any other agency or cause that they choose. They may also hold a fundraiser for a stated cause, just not naming an agency. So they could hold a garage sale "to help tsunami victims," or recycle aluminum cans "for vaccinations," in general.

What Camp Fire members may NOT do is go up to people and say, "I'm from Camp Fire and I'm collecting money for the American Red Cross (or some other agency)." So while representing Camp Fire, members may not staff a coin box or donation jar, for example, because that is direct contribution work. They may not collect money while representing Camp Fire for a walk-a-thon to benefit a cause, but they are welcome to do so as individuals. While representing Camp Fire they may certainly serve as event assistants, handing out water or setting up for the event, though.

Because of United Way rules, groups are allowed to do one fundraiser per year to finance their own group activities, IF they have participated in both Council product sales, chosen a safe and program appropriate activity, AND have requested and received permission in advance from the Council Development Dept.

Your branch office can supply you with the fundraising request form. This process is only necessary if you are raising money for your own treasury or to donate from your treasury to a cause or to Camp Fire. It is not necessary if you are providing service to another group. If you have questions, please consult your Camp Fire staff.

We are beginning to hear about groups who are taking action. These actions help people and at the same time raise awareness of Camp Fire's contribution to the community. We would enjoy hearing any story about how your group is helping, so please e-mail or write to us. We will try to share these stories with you in future issues.

Sweet Help


When talking with your Camp Fire members about helping those affected by the tsunami, you have the opportunity to educate your youth about best methods for them to assist. Help them to see that donations of goods like food, clothing, toys, or books are simply not possible, when you consider the expense of shipping them, the cost of customs duties, charges for storage, and how airports and ports are already struggling to handle the huge aid donations in transit.

Financial gifts to reputable, established organizations are really the only viable option. But how to earn the money?

Several Leaders have already mentioned the Candy Fundraiser as a perfect opportunity for groups to raise funds for donation. Some groups have planned to sign up for an additional group site sale or more, and dedicate the proceeds to the cause.

To let the public know their cause, they are posting signs they've made to announce that the entire group refund from each box of candy sold will be given to help victims of the tsunami disaster.

By turning their participation in selling candy into a service project, they demonstrate that our members truly *are* caring, just like the Camp Fire USA mission states. If your group decides to do this, we would love to hear your story.



Recognize Outstanding Volunteers

Camp Fire volunteers serve as mentors, friends, role models and guides to our youth as they explore the world around them as well as help lead our council. We formally recognize those volunteers whose contributions go "above and beyond the call of duty" at Council Fire ceremonies and the Council Annual Recognition Event (C.A.R.E. Dinner).

Please share your nominations for an outstanding volunteer who has made Camp Fire special for you or your family.

- ❖ Write a paragraph describing what the volunteer has done and why it is significant.
- ❖ Include your name, telephone number, and e-mail address.
- ❖ It is helpful to direct your nomination to a specific Council or Branch award (see below).
- ❖ Submit your nomination to your area Group Coordinator or to Carol Sorvig at carol-s@campfire-usa.org by March 1st.

COUNCIL RECOGNITION AWARDS Awarded at the C.A.R.E. Dinner

Certificate of Appreciation - Recognition of special service to Camp Fire Leadership

Ernest Thompson Seton Award – Outstanding leadership contributions to the Council.

Helen Keller Award – Outstanding contributions in support of youth with special needs.

Sebago Award – Outstanding contributions in Camping/Environmental Education/Outdoor Programs

Shawnequas Award - Outstanding contributions in Program / Community Support

Blue Ribbon Award – Outstanding and widespread contributions in Direct Service to Youth

Gulick Award – Recognizes very special, outstanding Council leadership. Highest Council Adult Award

BRANCH/PROGRAM RECOGNITION AWARDS Awarded at any Branch/Program Area event

Leadership to Youth

Shu Ta Wa Award – Exceptional leadership to a Camp Fire Group (at least one program year)

Wakan Award – Exceptional leadership to a Camp Fire Group (at least 4 program years)

Hiiteni Award – Extensive leadership to a Camp Fire Group (at least 7 program years)

Jeanne Engelhardt Award – Continued outstanding leadership to a Camp Fire Group (for a least 10 program years)

A Ya Award – Exemplary cooperative leadership by a team to a Camp Fire Group

Outstanding Youth

I Da Ka Award – Exceptional leadership and service by a youth member

Administrative Service

Tanda Nu Wi Award – Exceptional contributions to retention of membership

I Tan A Award – Outstanding contributions during Fundraisers by Coordinators and Distributors

Charlotte Joy Farnsworth Award – Recognized contributions to Branch/Department administratively.


Service

Timanous - Outstanding program support

Chief Sealth - Outstanding contributions in the field of camping, environmental education and/or outdoor programs

Fleeta Van Dyke - Outstanding support to youth in areas other than Group Program

Certificate of Appreciation - Recognition of special service to Camp Fire



C.A.R.E.

The **Council Annual Recognition Event** will be held the second **Wednesday** of May—May 11th. Each year we recognize volunteers/members who have given service to Camp Fire for 20, 25, 30, etc. years, volunteers who have given outstanding service, and the awarding of the Wohelo Award. This year we have around 10 youth who are putting their finishing touches on their Wohelo Award requirements so that they can be part of this exciting evening.


Invitations will be going in the mail the latter part of March. This evening is especially interesting to youth who are thinking they might like to earn the Wohelo Award. For further questions, call Carol Sorvig at 206 461 8550, ext. 222.

Pacific Science Center Camp-In and Simple Science 2005

Find out "What's Up With Weather?"




View a snake up close in the "Snakes" live science demonstration!



Explore the night sky in *Planetarium Open House!*

Watch an IMAX film!



Do all of this, and much more when you sign up for Camp-In or Simple Science!

Registration Form: Camp Fire USA Camp-In OR Simple Science

Camp-In Date: March 19-20, 2005
 6 p.m. - 9:30 a.m.
\$37 per person
Boys and girls, grades 3-8
Registration Deadline: February 18, 2005

Simple Science Date: April 29, 2005
 5:30 p.m. - 9:30 pm.
\$18 per person
Boys and girls, grades K-2
Registration Deadline: March 25, 2005

Adult responsible for youth

Address

City, State ZIP

Home Phone

Work Phone

Group Leaders' Name

Leaders' Association

Grade

Signature of Leader

For security, a list of all youth and adults attending must be included!

Number of youths attending _____ Female _____ Male
 Number of adults attending _____ Female _____ Male
 Total Number attending _____
 x \$37 per person = _____ Total enclosed _____

Number of youths attending _____ Female _____ Male
 Number of adults attending _____ Female _____ Male
 Total Number attending _____
 x \$18 per person = _____ Total enclosed _____

Make checks payable to Camp Fire USA.

Send completed registration forms, payment, and a **list of attendees** to:

Camp Fire USA - Pacific Science Center Camp-In, 8511 15th Ave NE, Seattle, WA 98115. Registration accepted by mail only.

The Inquiring Leader Asks

Q: Can you give me some tips on teaching crafts? Everyone seems to need my help at once and someone is always finished before some of the others have barely started. Then there's a big mess afterwards. Help!

A: To achieve happy chatter, laughing, and busy-ness, without "craft chaos," try out these rules, use the tips to plan ahead, and try out a few of the strategies below. The whole experience will be more fun for you and the kids.

Simple rules for your crafters:

1. Quiet Sign - Have a Quiet Sign (a raised hand, finger to your lips, or clapping pattern) and make sure you have complete silence before you give any instructions. Speak slowly and softly so they have to listen carefully.
2. If you need help, raise your hand – Tell the children that you will come around the room to *everyone*. When you see a hand, make eye contact and nod to show the child that you will be there soon.
3. If someone near you needs help, give it if you can.
4. You're not finished until your work area is clean.

Planning ahead:

1. Make the craft yourself, using the same tools and supplies as the group will use. You may discover some part of the process needs modification, or find out ways to avoid a pitfall or improve the technique. Make a sample, so it's clear what to make.
2. Cover work surfaces so that clean up is easier.
3. If making something with a complicated step, make a visual aid so that all can see a diagram, while you explain. Draw it on a large sheet of paper or use a copier to blow up a picture from a how-to book or the Internet.
4. Plan how to hand out supplies, and how to have enough tools so there won't be too much waiting. For example, several small bottles of glue will work better in a group than a single large bottle that everyone has to take turns with.
5. Have extra supplies and tools on hand, just in case.
6. Teach some teachers in advance. You cannot give individual attention to a dozen people at once, but you can organize so that everyone receives adequate help.

Strategies

1. Check for understanding – After each instruction step, say, "OK, thumbs up if you understand what to do; thumbs down if you don't." If some don't, say, "Good," and explain this step again.
2. Provide an activity for early finishers. Ask them to help those who need it (be sure they have cleaned up their own work area first), have them play a quiet game in the corner, or let them make another craft that can be done independently like a poster.
3. Give praise – Shower every child lots of specific compliments that are different ones from the other children's: "your use of texture here is so creative;" "look at this beautiful color you chose;" "you're being so careful with your cutting;" "you listened and caught onto this right away." Tell the whole group how well they are doing – "This is amazing! Are you sure you kids have never done weaving before?"
4. Have a clean up plan and make it specific, fair, and fun – "Everyone pick up 5 scraps, now everyone pick up 2 scraps, now everyone pick up 8 scraps . . ." or have a task for each person that they draw from a bowl or hat.

Lily Tran Named Council Day Camp Coordinator

We are pleased to announce that Lily Tran has been appointed Council Day Camp Coordinator to organize the many activities that support camp operations and training. Many of you know Lily already from when she led YVC service learning projects in our Bellevue Teen Services site.

A graduate of the University of Washington, Lily hopes to return to work in nonprofit management or public administration some day, so she is eager to learn Camp Fire systems as a foundation for future graduate studies. If you have questions about Day Camp, Lily can be contacted at the Council office at lily-t@campfire-usa.org or 206 461 8550 ext. 225. Please welcome her back to the Camp Fire USA staff!

Cay Shoemaker will also be assisting with day camp support as her time permits. Thanks, Cay!



Camp Fire Tradition Lives On

The rafters and walls of Rounds Hall at Camp Sealth display the many beautiful shields that memorialize graduated Camp Fire groups. Here is how the tradition began and lives on today.

When the Horizon program was first created in 1941, a wooden shield was presented to a club when they entered Horizon, or flew up from Discovery to Horizon at their Council Fire. Traditionally, the club's symbols from the group's name or symbolgram, chosen while they were in Adventure, are used to decorate their shield. Horizon groups would bring their shields to events, Council Fires and displays, in much the same way as many clubs now bring banners.



Currently, many Horizon groups save their shield to design and decorate until their senior year. This allows them to make notations about who earned the Wohelo Award, and mark other significant milestones in their group's history. These groups use their shield like a scrapbook, using it to record their memories and achievements. Horizon groups are also encouraged to type up their club's history, roster, and memories, print them on acid-free paper, and save them in a plastic sleeve for preservation at Camp Sealth. Once the club graduates, they retire their shield at Adult Weekend, or in front of other Camp Fire Alumni at their local Council Fire. Then the shield is hung in Rounds Hall at Camp Sealth.

The Alumni group has adopted the shields at Camp Sealth as a service project, working to maintain them, clean them up, and catalog them. Their goal is to have a photo of each in a binder, so alumni visiting camp could go over it and identify their shield. All shields are now hung on plastic coated wire, as it will not rust and damage the wood or paint. Next time you go to Camp Sealth, make sure you stop at Rounds Hall to look at a unique tradition, and a piece of our Camp Fire history!

Lorrie Scott,
Alumna and Museum Volunteer, Federal Way

Awesome Opossum Opportunity

TEENS! Looking for service hours? We're looking for volunteers who like to work with other teens and kids! Carnival of Beads is a service project we do for younger Camp Fire kids at Camp Sealth on Vashon Island. We are looking for some teens to help with posters and getting art supplies ready for the event. The work party will be March 21st in the afternoon at the Shoreline Museum, located at 749 N 175th St. The cross streets are 175th and Fremont Ave N, and we will be upstairs in the Kumon math classroom.

We have a limited number of spaces for volunteers at the Carnival of Beads event on April 2nd, 2005.

Carnival of Beads 2005 Registration Form

Yes! I want to volunteer

Name: _____ Phone: _____ E-mail: _____

Address: _____ City _____ ZIP _____

Please check one of the following:

- I am coming to the work party only.
- I am interested in coming to the work party and helping at Carnival of Beads.

Contact Leslie Vietmeier (leslie142@earthlink.net) or Hannah Vietmeier (palindrome15@earthlink.net) or call them at 206 542 9584. Or, call Janelle at the Camp Fire Council Office at 206 461 8550, ext. 229 to sign up for service hours or for more information.

Seahawks - Camp Fire Partnership a Huge Success

Last summer our Council was proud to be chosen as one of only four local non-profit organizations to be Seattle Seahawks Blue Ribbon Partners. Offered the opportunity to raise \$6 per program hawked (\$3 per program with a \$3 match from the Paul Allen Foundation), over 100 Camp Fire volunteers (youth and adults) turned out in force to sell programs during two regular season games.



Camp Fire youth were powerful ambassadors for the organization. In addition to actively selling programs, they helped with the presentation of the colors at the beginning of each game, gave "on air" testimonials during the KIRO pre-game broadcast, and appeared on posters and in a video on KONG TV and at the games. What great visibility for Camp Fire!

To date, \$53,566 has been raised for Camp Fire programs from program sales and Seahawk game day auction revenues. Because the Seahawks won their division title, as of this writing, Camp Fire volunteers along with volunteers from the other three Blue Ribbon Partners will sell programs at the first playoff game raising even more funds for each of our organizations.

Profound thanks to all our volunteers who helped make this a very successful partnership with the Seahawks! And because this is a two year commitment, we look forward to raising even more revenue next year and having a lot of fun at the same time.

Lael Ross,
Director of Development

Earn "I Live Here" During Break

Everyone looks forward to mid-winter break this month. Why not combine your fun time off school with earning a new emblem? The "I Live Here" emblem is a passport to adventure in your own community—or another local community you may be traveling to visit on break.

The Camp Fire brochure of "I Live Here" requirements has just been revamped and is very user friendly. Easily achieved, the requirements include travel by public transportation to at least half of the places you visit as you learn more about community amenities and treasures. Some of the destinations mentioned include Alki Beach Park, Seahawks Stadium, Pioneer Square, SeaTac Airport, an ethnic restaurant, Pacific Science Center, and a major mall or shopping center.

Learning to navigate public transportation is a key skill for teens and near-teens. And the "I Live Here" emblem activities are an especially fun way to spend time with friends. How many teens routinely visit a mall for no other reason than to spend money? Wouldn't you, as a parent, feel the trip was more worthwhile if you knew they were earning an emblem? And, wouldn't it save your time and gas if they took public transportation more regularly?

To get going, stop by your branch office and pick up the brochure, or give us a call and we'll send you one. As you look through the list of suggested locations, you'll find you probably are already planning to visit some of these places. The emblem can also be done with your whole group during the course of several field trips, so a bus trip to the Pike Place Market and a museum with a ride on the Monorail would complete about half the requirements in one outing. Enjoy the break, and have fun earning "I Live Here!"



Why Attend Training?

Trainings make leading a group easier! Any volunteer who wants to learn more about Camp Fire policy and how youth earn emblems is welcome to attend.

Remember that Leaders and Meeting Assistants do not have to be parents. If you know of someone in your area who enjoys children and is willing to make time in his or her life for them, now is the time to tell your friend about Camp Fire.

Come and take training together! Please call ahead to be sure there are enough handouts and materials prepared. Trainings are free. Contact your branch office to sign up.

Fiber Art Field Trips

To earn the emblem for the National Art Project, a Camp Fire member must complete four of the six requirement options from the project flyer available in the branch offices. One of these is to visit an art gallery, art show, museum, or art studio. Seeing either of these two fascinating and fun exhibits would fulfill this requirement:



Doesn't everyone want to be a firefighter when they are young? The **Seattle Asian Art Museum** exhibit "Textures of Daily Life: Art from Japan," in the SAAM South Galleries, displays twelve Japanese firefighters' jackets and other firefighting items, made between the late Edo

and early Meiji period (1868–1912). Firefighters or their wives quilted every item of the uniform, including underwear, trousers, a long undercoat and the short jacket (called *hanten*) that covered it, gloves, and a hood, with short running stitches called *sashiko*. The museum description notes that the "firefighters drenched their jackets before a mission, causing the uniform to weigh as much as eighty pounds, but the evaporating water kept them cool and allowed them to work closer to the fire." The jackets displayed are elaborately decorated; these are thought to have been worn for condolence visits to those whose lives were disrupted by fires rather than for everyday firefighting.

At the **Seattle Art Museum Downtown** the permanent exhibit "**Native Art of the Northwest Coast**" devotes several large galleries to ceremonial art, basketry, textiles and carvings from the Salish, Makah, Nuuchahnulth, Heiltsuk, Haisla, Nuxalk, Kwakwaka'wakw, Tsimshian, Haida and Tlingit cultures. Native art of the Northwest Coast is an especially strong collection at SAM with an entire gallery devoted to ceremonial masks, including works by Kwakwaka'wakw artist Mungo Martin and Willie Seaweed.

2004 Magazine and Music Fundraiser: Catch the Reading Bug!

The 2004 Magazine and Music Fundraiser is now complete! I would like to thank all those who were instrumental in it's success! Good job!

I am very pleased to announce our Council Top Sellers:

1st Place – A \$100 gift card goes to:

Leanne Burns of the South Branch for securing 25 subscriptions!

2nd Place – A \$75 gift card goes to:

Payton Lewis of the South Branch for securing 22 subscriptions!

3rd Place – A \$50 gift card goes to:

Amanda Stam of the South Branch for securing 21 subscriptions!

The Branch Top Sellers are as follows:

South Branch	Leanne Burns with 25 subscriptions
North Branch	Koki Atcheson with 12 subscriptions
East Branch	Jordan Frost with 13 subscriptions
West Branch	Pauline Failla with 14 subscriptions

Congratulations to all these Top Sellers! The Council really appreciates all your hard work!

Remember to "Renew with Camp Fire!" If you receive a "renewal" notice for your magazines or wish to subscribe to a new one, send the renewal notice and your check made out to Camp Fire USA to me at the Council office for processing. Magazines can be renewed or new subscriptions can be ordered throughout the year. These sales will be credited to the seller during the 2005 Magazine and Music Fundraiser.



Kathy Neubecker

Product Sales and Merchandise Coordinator

No Group this Year?

Renew your membership as an Independent!

If your group is not continuing, you can stay in Camp Fire as an "Independent." Independent members can:

- Work at their own pace on National, Council, program level, or other projects and earn emblems and beads. Independent Horizon members can even earn the Wohelo Award.
- Take part in all Council events.
- Sell candy and earn Camp Fire currency.
- Receive the *Wohelo* newsletter and notices about Camp Sealth, Day Camp, YVC, and more.
- Save on renewal and have their membership already paid when it's time for camp.

Call your branch office if you need assistance.

Thanks to the Samish Council of Camp Fire for this article.



Fun Service Projects for Youth

Do you know a youth looking for something fun to do over midwinter break during February 19th-27th? Have them check out an YVC service project. YVC service projects are FREE, fun, and meaningful!

Help your youth do something they'll never forget. They can help paint a bus shelter mural, volunteer at the Seattle Children's Museum, serve food to homeless, help restore a park to its original beauty, and much more! The projects range in length from one to five days. Sign up for one project or do as many as you can squeeze in!

To do an YVC project, you must register in advance. See projects at: www.campfire-usa.org/YVC/opportunities.htm.

To sign up for an YVC project download a registration form at: www.campfire-usa.org/YVC/register.htm.

Remember to send in your registration form ASAP because projects fill up quickly!

For more information contact YVC:
Krista Hoffman, YVC Program Coordinator
206 461 8550, ext. 230
krista-h@campfire-usa.org



Tell Your Faith Community About Camp Fire!

Help celebrate Camp Fire's birthday by telling your faith community about the how Camp Fire makes the world a better place. Attend services on Camp Fire Sabbath, March 19th, or Camp Fire Sunday, March 20th, in your official Camp Fire uniform.

Speak with your rabbi, pastor, or member of the clergy now to see if you or your group could participate in one of these ways:

present flags or read scripture,

lead a song or help with the offering,

have a reception for attendees afterwards, to share Camp Fire's birthday with them,

tell about all the fun and service-oriented activities you do.

Camp Fire can provide inserts for your mosque, church, meeting house, temple, or synagogue bulletin. Please contact your Area Director in time to have them printed. Have fun showing your religious community the ways Camp Fire helps you develop spiritually.

Summer at Camp Sealth

It may be chilly outside, but summer is just around the corner! The 2005 Camp Sealth summer brochure is in the mail now. You can also find the camp schedule, program information, and registration materials on the web at www.campfire-usa.org. We're excited to offer online registration for the first time this summer, to make it easy for you. Many programs fill quickly, so register now!

Camp highlights this year include Wacky Science for elementary kids, Nocturnal Camp, and Marine Science Kayak for middle- and high-schoolers, and a 10-day San Juan Cycle and Kayak trip. We're also introducing "Special Pops" Camp for kids with developmental disabilities.



Info Nights and Open Houses

Need more information about camp before registering? Want to take a tour of camp? Come to an Info Night at one of the branch offices to learn more about camp, or stop by Camp Sealth at one of the open houses to take a tour and meet some of the staff.

March 5th **Noon – 3 p.m.**
Open House at Camp Sealth
March 7th **7 p.m.**
Info Night at North Branch Office
March 15th **7 p.m.**
Info Night at East Branch Office
March 16th **7 p.m.**
Info Night at West Branch Office
March 23rd **7 p.m.**
Info Night at South Branch Office
March 30th **7 p.m.**
Info Night at North Branch Office
April 10th **Noon – 3 p.m.**
Open House at Camp Sealth
June 25th **11 a.m. – 3 p.m.**
Open House at Camp Sealth

Family Camp

March 4th – 6th

This is a fabulous opportunity to explore camp with your whole family, and enjoy the best Sealth has to offer – boating, crafts, hiking, sandcastles, games, archery, campfires, and more. It can be a relaxing weekend, or one packed full of activities – you decide! More information and registration materials available on the web.



Carnival Of Beads 2005 "Lions and Tigers and Bears, Oh My!"

Who: All Adventure Groups and Adventure Independents.

What: A day of fun with a carnival of beads to be earned, snacks, and much, much more!

When: Saturday, April 2nd, 9 a.m. - 4 p.m.

Where: Camp Sealth on Vashon Island.

Cost: \$12.60 with beads-\$10 without beads, per youth (includes activities, crafts, facility usage, and snack). Adults are FREE.

Bring: Special Activity Permission Form for each youth, Emergency Medical Form for each adult, sack lunch, drink, large paper bag or plastic sack for crafts, warm clothing (we do activities/crafts outside), and money for the ferry.



To Register: Mail the registration form below with event fees (*Check or money order payable to Camp Fire USA.) and a **self-addressed stamped** (with \$0.37 postage) **business-sized envelope** to:

"Carnival of Beads"
Camp Fire USA
c/o Cathie Westcot
19825 Palatine Ave. N.
Shoreline, WA 98133



Registrations must be postmarked by March 11, 2005. Sorry **NO** phone or e-mail reservations will be accepted. **NO** refunds can be made after March 11, 2005. A confirmation letter will be mailed after March 11th.

Deadline To Register: March 11, 2005

Questions? For questions about the Carnival of Beads, contact: Janelle Kitson 206 461 8550, ext. 229.

Leader's Name: _____ Phone: _____ Grade: _____

Address: _____ City: _____ ZIP: _____

E-Mail: _____

of youth with 20 beads included: _____ Cost: _____ (\$10 registration + 2.60 beads = \$12.60/youth)

of youth without beads: _____ Cost: _____ (\$10 registration/youth)

of adults: _____ FREE!!!

Total Attending: _____ **Total Amount Enclosed:** _____

***Please do not send cash or coins!**

Future Camp Fire Fun

Absolutely Incredible Kid Day - This annual celebration of the children who enrich our lives is on Thursday, March 17th.

Camp Fire USA's 95th Birthday – Celebrate Camp Fire USA the week of March 13th - 20th. Flyers on earning the Celebrate Camp Fire emblem are available. Remember to make a wish and blow out all the candles!

Camp Fire Sabbath is March 19th and Camp Fire Sunday is March 20th. Groups wanting printed inserts for their church, synagogue, temple, or meeting house bulletin should contact their branch office by the end of February.

Carnival of Beads – Adventure youth enjoy going from station to station and earning beads with each activity. This day event will take place on April 2nd, 2005 at Camp Sealth.


Pacific Science Center Camp-In and Simple Science – Spend the night camping out in the exhibits at the Pacific Science Center. A laser show, the planetarium, the butterfly house, science workshops, and science demonstrations are all yours March 19th – 20th, 2005. An evening only program, Simple Science, with much of the same content will be on April 29th. Brochures have been mailed to your home, and are available at Leaders' Association meetings, as well.

Washington Arbor Day – Plant a tree or participate in a tree planting ceremony and earn the Arbor Day emblem. Washington Arbor Day is April 13th.

National Art Project 2005 – This year's artists' medium is fiber, so get out your fabric, yarn, string, and felt. Bring your creative artworks to your branch office by April 15th, 2005. Artwork will be on display for judging by our panel of artists in the Council office April 25th – 26th, for those who would like to come and admire the submissions.

Adult Weekend - "When Pigs Fly"

It's not too late!!! You may have missed the early registration discount (February 3rd), but you can still register for this fun and relaxing weekend at Camp Sealth from February 25th – 27th. Start your year off refreshed and pamper yourself at the same time. Why not join us at Camp Sealth and you, too, will learn that anything is possible - even flying pigs! You can learn something new or just come out to relax and be one of the first to check out the changes as camp starts getting its new makeover. Contact Debbie Veenhuizen at 425 432 2460 or Vicki Markley at 425 432 5391 if you have questions.



Among the numerous workshops are wood burning, icicle angels, tole painting, knitting, basketry, Ukrainian eggs, and many more. The registration form was in the January *Wohelo*. If you have misplaced that, call your Branch Office, and we will mail one to you. Cost for Saturday - Sunday is \$46. Add \$8.50 if you'd like to come Friday night. If you prefer only Saturday, cost is \$28. Purchase ferry tickets at the dock. Please try to have your registration post-marked by February 10th.

Look for another auction this year with proceeds benefiting Special Family Weekend. If you would like to donate an item to the auction, please contact Pat Kishline at 253 631 4049 for more information.



Camp Fire USA

CENTRAL PUGET SOUND COUNCIL

8511 15th Avenue NE

Seattle, WA 98115-3199

Telephone: 206 461 8550

E-mail: info@campfire-usa.org

www.campfire-usa.org

Lee Drechsel, CEO

Reah DePriest, Board President

Camp Fire USA builds caring, confident youth and future leaders.

Camp Fire programs are available to all people without regard to race, gender, creed, religion, national origin, sexual orientation, economic status or mental or physical disabilities.

Accommodations for special needs will be provided upon request whenever possible. Make arrangements at least two (2) weeks prior to the activity by calling the event coordinator listed or Karen Aoyama at 206 461 8550 or 800 451 CAMP ext. 319. TDD/TTY users may reach us through the Washington State Relay Service at 800 833 6388; TeleBraille users call 800 833 6385.

